


TECHNICAL SPECIFICATIONS

ESH1BE Series

High Efficiency Heat Pump 14 SEER Residential System 1 1/2 – 5 Ton Capacity

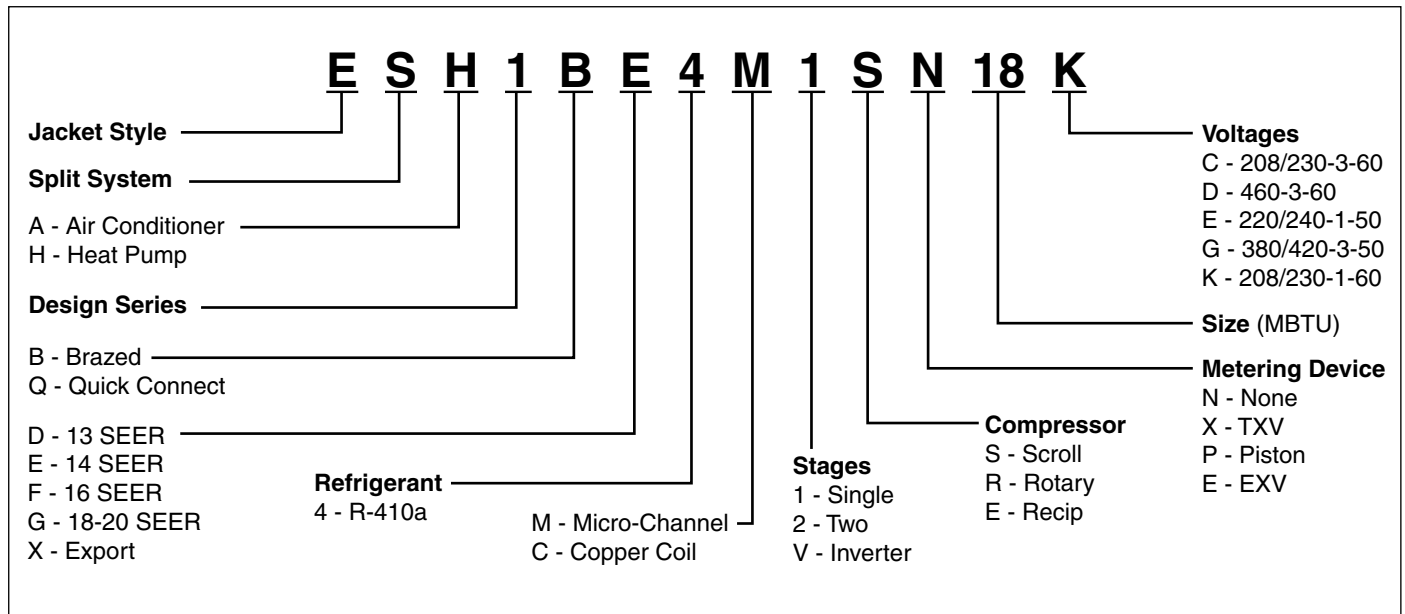
The ESH1BE Series of heat pumps offers exceptional performance. The unit, when combined with our engineered coils or air handlers, offers a full line of quality, split system cooling equipment.



FEATURES and BENEFITS

- **Designed Using Galvanized Steel:** With a polyester urethane coat finish, it passes 950 hours of salt spray per ASTM Std. B117.
- **Permanently Lubricated Motor** – A heavy duty PSC motor for long lasting reliability and quiet operation. Requires no maintenance and is completely protected from rain and snow.
- **Composite Base Pan** – Absorbs sound and is corrosion resistant. Composite is also stronger and lighter than steel.
- **Louvered Condenser Guard** – Durable metal guard protects the coil from yard hazards and extreme weather.
- **Removable Top Grille Assembly** – Allows ease of service from the top without disconnecting fan motor leads.
- **High Pressure Switch** – Protects against abnormally high system pressures. Auto-reset feature prevents nuisance service visits.
- **Liquid Line Filter Drier** – Included with unit, field installed.
- **One Piece Top/Orifice** – Designed for maximum airflow and quiet operation.
- **Five Minute Restart Time Delay** – When the unit shuts down, a five minute delay keeps the unit from restarting, eliminating the highest cause for compressor failure.
- **Easy Compressor and Control Access** – Designed to make servicing easier for the contractor, access panels are provided to all controls and the compressor from the side of the unit.
- **Fixed Orifice** – Integrated in liquid line service valve for easy change-out.
- **Micro-Channel Coils** – All aluminum coils in all models which provides high corrosion resistance.
- **Service-Friendly Jacket:** Side panels can be easily removed and replaced without removing the top grill.

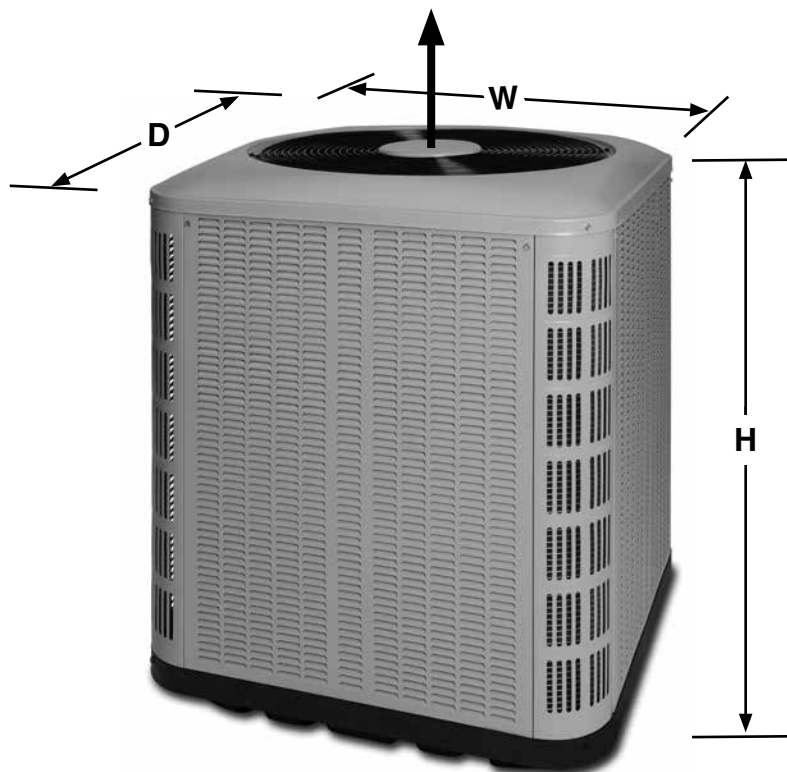
MODEL IDENTIFICATION CODES



DIMENSIONS AIR CONDITIONER OUTDOOR SECTION

ESH1BE	018K	024K	030K	036K	042K	048K	060K
H	33.25	33.25	41.25	45.25	45.25	45.25	45.25
W	31.75	31.75	31.75	31.75	31.75	31.75	31.75
D	31.75	31.75	31.75	31.75	31.75	31.75	31.75

Air Discharge
Allow Adequate Clearance for Airflow



PHYSICAL AND ELECTRICAL SPECIFICATIONS / OUTDOOR UNITS

14 SEER — High Efficiency — Single Phase

Model Number ESH1BE		18K	24K	30K	36K	42K	48K	60K	
Electrical Data	Volts-Cycles-Phase (1)	208/230-60-1							
	Total Amps	9.9	14.4	13.7	15.1	19.4	21.3	27.7	
	Delay Fuse Max. (2)	20	30	25	30	40	45	60	
	Min. Circuit Ampacity	12.1	17.7	16.9	18.6	23.9	26.3	34.3	
Fan Motor	Type	PSC							
	Amps	0.9	0.9	0.9	1.0	1.5	1.5	1.5	
	HP	0.13	0.13	0.13	0.20	0.25	0.25	0.25	
	Compressor Data	RLA	9.0	13.4	12.8	14.1	17.9	19.8	26.2
		LRA	46.0	58.3	64.0	77.0	112.0	109.0	134.0
Refrigerant suction line O.D. NOTE: Liquid line is 3/8" O.D. for entire length."	0-24 ft.	3/4"	3/4"	3/4"	7/8"	7/8"	7/8"	7/8"	
	25-39 ft.	3/4"	3/4"	3/4"	7/8"	7/8"	7/8"	1-1/8" (3)	
	40-75 ft.	3/4"	3/4"	3/4"	7/8"	7/8"	7/8"	1-1/8" (3)	
Approximate Weight (lbs.)	Net	185	192	208	212	232	234	236	
	Ship	196	203	220	225	245	247	249	
Sound Rating db		75	75	75	76	79	79	79	

(1) Operating Voltage Range: 187v min. - 253v max.

(2) HACR Type Circuit Breakers may be used.

(3) Requires 7/8" to 1-1/8" reducer from line to unit.

Notes:

Additional charge for line sets above 15 feet.

Values based on suction line as follows with 3/8" liquid line.

a) 3/4" = 0.6 oz. per additional foot.

b) 7/8" = 0.7 oz. per additional foot.

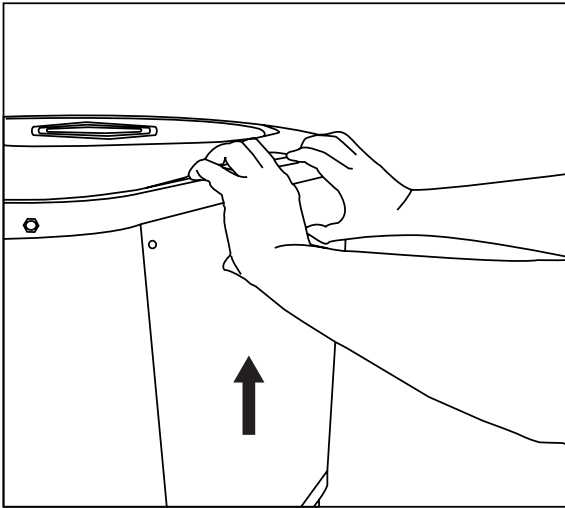
c) 1 1/8" = 0.8 oz. per additional foot.

ACCESSORIES - Condensing Unit

Start Assist Kit - 912933

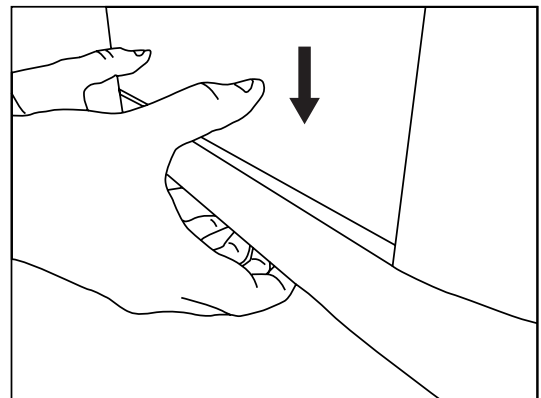
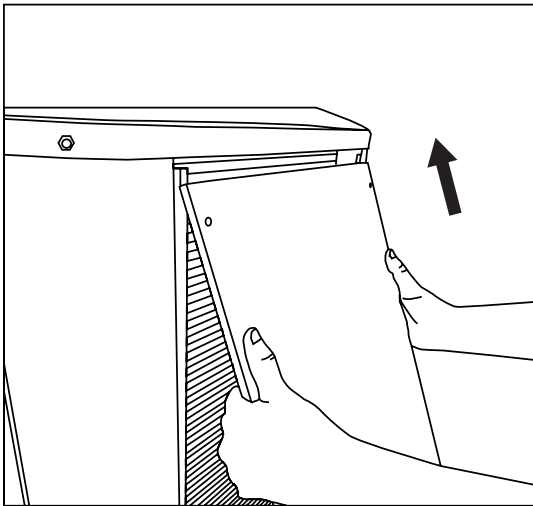
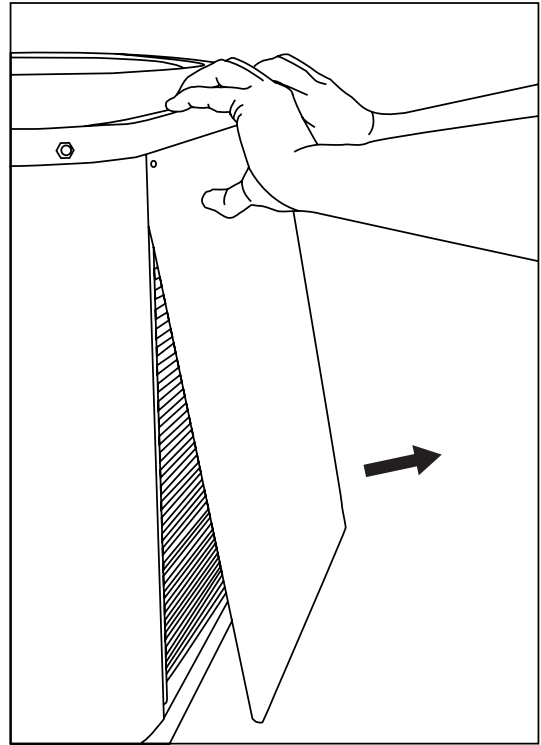
Provides additional starting torque for the compressor motor when operating with low line voltage or high operating temperatures.

PANEL REMOVAL AND REPLACEMENT INSTRUCTIONS



Removing Panels:

1. Remove screws.
2. Pull up on panel.
3. Rotate bottom of panel out.
4. Pull panel off.



Reinstalling Panels:

1. Place panel back in towards top of unit.
2. Rotate bottom of panel inwards.
3. Push panel down until it fills gap at bottom of unit.
4. Replace screws.

SYSTEM HEATING AND COOLING CAPACITIES

14+ SEER — High Efficiency — Single Phase

Outdoor Unit	Indoor Unit	BTUH	SEER	EER	Heating Capacity BTUH @ 47° F	HSPF	CFM
ESH1BE4M1SP18K	C7B(A,H)M01824(C,U)-A + TXV	17,900	14.0	11.5	17,000	7.7	660
ESH1BE4M1SP18K	C7B(A,H)M01824(C,U)-B + TXV	17,900	14.0	11.5	17,000	7.7	660
ESH1BE4M1SP24K	C7B(A,H)M01824(C,U)-A + TXV	23,600	14.0	12.2	22,600	8.2	810
ESH1BE4M1SP24K	C7B(A,H)M01824(C,U)-B + TXV	23,600	14.0	12.2	22,600	8.2	810
ESH1BE4M1SP24K	C7B(A,H)M030(C,U)-C + TXV	23,600	14.0	12.2	22,600	8.2	810
ESH1BE4M1SP30K	C7B(A,H)M03036(C,U)-A + TXV	28,000	14.0	12.2	28,000	8.2	980
ESH1BE4M1SP30K	C7B(A,H)M03036(C,U)-B + TXV	28,000	14.0	12.2	28,000	8.2	980
ESH1BE4M1SP30K	C7B(A,H)M030(C,U)-C + TXV	28,000	14.0	12.2	28,000	8.2	980
ESH1BE4M1SP36K	C7B(A,H)M03642(C,U)-B + TXV	34,600	14.0	12.2	33,000	8.2	1140
ESH1BE4M1SP36K	C7B(A,H)M03648(C,U)-C + TXV	34,600	14.0	12.2	33,000	8.2	1140
ESH1BE4M1SP42K	C7B(A,H)M03642(C,U)-B + TXV	40,500	14.0	12.2	41,000	8.2	1275
ESH1BE4M1SP42K	C7B(A,H)M03648(C,U)-C + TXV	40,500	14.0	12.2	41,000	8.2	1275
ESH1BE4M1SP42K	C7B(A,H)M042(C,U)-D + TXV	40,500	14.0	12.2	41,000	8.2	1275

Outdoor Unit	Indoor Unit	BTUH	SEER	EER	Heating Capacity BTUH @ 47° F	HSPF	CFM
ESH1BE4M1SP18K	B6BMM024K-A	17,500	14.0	11.5	16,700	8.2	650
ESH1BE4M1SP24K	B6BMM024K-A	23,600	14.0	11.5	23,600	8.2	825
ESH1BE4M1SP30K	B6BMM030K-A	28,600	14.0	11.5	29,200	8.2	1040
ESH1BE4M1SP36K	B6BMM042K-B	34,400	14.0	11.5	34,000	8.2	1195
ESH1BE4M1SP42K	B6BMM042K-B	39,500	14.0	11.5	40,500	8.2	1275
ESH1BE4M1SP48K	B6BMM060K-C	45,500	14.0	11.5	46,000	8.2	1555
ESH1BE4M1SP60K	B6BMM060K-C	57,500	14.0	11.5	58,000	8.2	1615

Outdoor Unit	Indoor Unit	BTUH	SEER	EER	Heating Capacity BTUH @ 47° F	HSPF	CFM
ESH1BE4M1SP18K	B6EMMX24K-A	18,000	14.5	12.0	16,400	8.2	650
ESH1BE4M1SP24K	B6EMMX24K-A	23,800	15.0	12.5	22,000	8.5	815
ESH1BE4M1SP30K	B6EMMX30K-A	28,000	15.0	12.5	26,200	8.5	980
ESH1BE4M1SP36K	B6EMMX36K-B	34,200	15.0	12.5	32,600	8.5	1145
ESH1BE4M1SP42K	B6EMMX42K-B	40,000	15.0	12.5	40,000	8.5	1265
ESH1BE4M1SP48K	B6EMMX48K-C	46,000	15.0	12.5	45,000	8.5	1510
ESH1BE4M1SP60K	B6EMMX60K-C	57,500	14.0	11.5	58,000	8.2	1600

All ratings are with time delay relay.

See current AHRI Directory for certified combinations and ratings.

www.ahridirectory.org

14 SEER COOLING EXPANDED RATINGS - LOOSE COIL (CONTINUED)

ESH1BE4M1SP42K with C7B(A,H)M03642(C,U)-B + TXV

O.D.T			65°F			75°F			85°F			95°F			105°F			115°F		
CFM	E.D.B.	E.W.B.	T.C.	S.C.	K.W.	T.C.	S.C.	K.W.	T.C.	S.C.	K.W.	T.C.	S.C.	K.W.	T.C.	S.C.	K.W.	T.C.	S.C.	K.W.
1400	80	62	43.7	35.8	2.57	42.1	35.6	2.80	40.3	35.6	3.07	38.4	34.9	3.38	36.4	35.8	3.73	34.3	33.8	4.12
	80	67	47.4	29.5	2.58	45.5	29.3	2.82	43.5	29.5	3.09	41.4	28.9	3.41	39.1	28.4	3.76	36.7	26.7	4.15
	80	72	51.2	22.8	2.60	49.2	22.6	2.84	47.0	22.9	3.12	44.6	22.4	3.43	42.1	21.9	3.79	39.5	22.3	4.18
	75	62	43.2	29.8	2.56	41.6	29.4	2.80	39.7	29.6	3.07	37.8	28.9	3.37	35.7	26.6	3.73	33.5	28.5	4.11
1600	80	62	44.7	38.3	2.64	43.0	38.9	2.88	41.2	37.8	3.15	39.2	37.0	3.46	37.3	36.1	3.81	35.4	35.1	4.21
	80	67	48.3	31.4	2.66	46.3	32.2	2.90	44.3	31.4	3.17	42.0	30.8	3.49	39.6	30.7	3.84	37.2	30.6	4.23
	80	72	52.1	23.8	2.68	50.0	24.8	2.92	47.7	24.0	3.20	45.2	23.7	3.52	42.7	23.7	3.87	40.0	23.6	4.26
	75	62	44.0	31.6	2.64	42.3	32.2	2.87	40.4	31.4	3.15	38.4	30.9	3.45	36.2	30.7	3.81	34.0	30.4	4.19
1800	80	62	45.6	40.8	2.72	43.9	40.6	2.96	42.0	39.2	3.23	40.2	38.2	3.55	38.3	37.0	3.90	36.2	36.0	4.29
	80	67	48.8	33.7	2.73	46.9	33.8	2.98	44.7	32.9	3.25	42.4	32.7	3.57	40.0	32.4	3.92	37.5	32.3	4.31
	80	72	52.8	25.4	2.75	50.5	25.8	2.99	48.2	25.0	3.28	45.7	24.8	3.60	43.0	24.6	3.95	40.2	24.7	4.34
	75	62	44.6	33.8	2.72	42.8	34.0	2.95	40.9	33.1	3.22	38.8	32.8	3.53	36.6	32.3	3.88	34.3	32.1	4.27

ESH1BE4M1SP48K with C7B(A,H)M048(C,U)-C + TXV + VSB

ODT			65°F			75°F			85°F			95°F			105°F			115°F		
CFM	E.D.B.	E.W.B.	T.C.	S.C.	K.W.	T.C.	S.C.	K.W.	T.C.	S.C.	K.W.	T.C.	S.C.	K.W.	T.C.	S.C.	K.W.	T.C.	S.C.	K.W.
1400	80	62	48.8	38.9	2.61	46.9	38.6	2.88	44.8	38.7	3.19	42.6	37.9	3.54	40.2	39.3	3.94	37.8	37.0	4.37
	80	67	53.1	32.0	2.64	50.9	31.8	2.91	48.6	32.0	3.22	46.1	31.4	3.57	43.5	30.8	3.96	40.8	28.8	4.41
	80	72	58.5	24.7	2.67	56.0	24.6	2.94	53.2	25.0	3.26	50.4	24.5	3.60	47.1	24.1	3.99	44.2	24.5	4.43
	75	62	48.5	32.5	2.61	46.6	32.2	2.88	44.5	32.3	3.19	42.2	31.6	3.54	39.8	28.9	3.94	37.2	31.0	4.37
1600	80	62	50.0	41.8	2.67	48.0	42.5	2.94	45.9	41.4	3.25	43.5	40.6	3.60	41.3	39.9	3.99	39.1	38.7	4.44
	80	67	54.3	34.2	2.69	52.0	35.1	2.96	49.6	34.2	3.27	47.0	33.8	3.62	44.3	33.7	4.02	41.5	33.4	4.46
	80	72	59.4	26.2	2.72	56.6	27.3	2.99	53.6	26.4	3.30	50.8	26.1	3.65	48.0	26.1	4.05	44.9	26.1	4.48
	75	62	49.6	34.7	2.66	47.6	35.4	2.93	45.3	34.3	3.24	43.0	33.8	3.59	40.5	33.6	3.99	37.9	33.4	4.42
1800	80	62	51.0	44.9	2.71	49.0	44.9	2.99	46.8	43.6	3.30	44.7	42.4	3.65	42.5	41.0	4.05	40.2	40.0	4.49
	80	67	55.2	36.8	2.74	52.9	37.2	3.01	50.4	36.2	3.32	47.7	36.1	3.68	44.9	35.5	4.07	42.0	35.6	4.51
	80	72	59.9	28.0	2.77	57.3	28.5	3.03	54.5	27.6	3.35	51.6	27.5	3.70	48.6	27.3	4.10	45.4	27.4	4.53
	75	62	50.5	37.1	2.71	48.3	37.3	2.99	46.0	36.3	3.29	43.6	36.0	3.64	41.0	35.6	4.04	38.4	35.5	4.48

ESH1BE4M1SP60K with C7B(A,H)M060(C,U)-C + TXV + VSB

ODT			65°F			75°F			85°F			95°F			105°F			115°F		
CFM	E.D.B.	E.W.B.	T.C.	S.C.	K.W.	T.C.	S.C.	K.W.	T.C.	S.C.	K.W.	T.C.	S.C.	K.W.	T.C.	S.C.	K.W.	T.C.	S.C.	K.W.
1550	80	62	60.6	42.7	3.69	57.7	42.0	4.09	55.3	42.2	4.46	52.8	41.4	4.89	50.0	43.4	5.39	47.2	41.0	5.97
	80	67	66.6	36.0	3.76	63.2	35.5	4.16	60.3	35.9	4.53	57.4	35.1	4.96	54.4	34.5	5.46	51.3	32.1	6.04
	80	72	73.6	28.7	3.86	70.0	28.3	4.26	67.0	28.8	4.63	63.8	28.2	5.06	60.9	27.8	5.72	57.2	28.6	6.27
	75	62	60.3	36.5	3.68	57.4	35.9	4.08	54.9	36.1	4.45	52.4	35.2	4.88	49.7	32.5	5.39	46.8	34.8	5.97
1700	80	62	62.1	44.7	3.74	59.0	45.4	4.14	56.5	44.2	4.51	53.9	43.7	4.94	51.1	43.5	5.44	48.0	43.4	6.02
	80	67	67.8	37.6	3.81	64.2	38.4	4.21	61.4	37.3	4.58	58.5	36.8	5.01	55.4	36.8	5.51	52.5	36.8	6.20
	80	72	75.1	29.7	3.93	71.4	30.8	4.32	68.2	29.8	4.69	64.8	29.5	5.12	61.7	29.9	5.77	58.0	30.1	6.33
	75	62	61.7	38.0	3.74	58.7	38.7	4.14	56.1	37.5	4.50	53.4	37.0	4.93	50.6	36.8	5.44	47.6	36.6	6.01
1850	80	62	63.4	47.3	3.79	60.2	47.3	4.19	57.6	46.2	4.56	54.8	45.9	5.00	51.9	45.4	5.49	48.8	45.4	6.07
	80	67	69.0	39.7	3.87	65.5	39.8	4.26	62.6	38.7	4.63	59.5	38.5	5.06	56.4	38.2	5.57	53.2	38.4	6.25
	80	72	76.4	31.4	3.98	72.5	31.8	4.37	69.2	30.8	4.74	65.8	30.8	5.17	62.4	30.8	5.83	58.4	31.3	6.37
	75	62	63.0	40.1	3.79	59.8	40.1	4.19	57.1	38.9	4.55	54.4	38.6	4.98	51.5	38.2	5.48	48.4	38.2	6.06

14 SEER HEATING EXPANDED RATINGS - LOOSE COIL (CONTINUED)

ESH1BE4M1SP42K with C7B(A,H)M03642(C,U)-B + TXV

		OUTDOOR TEMPERATURE (Deg. F)																							
CFM	Indoor T. Deg.F	10			17			20			30			40			47			50			60		
		MBH	COP	kW	MBH	COP	kW	MBH	COP	kW	MBH	COP	kW	MBH	COP	kW	MBH	COP	kW	MBH	COP	kW	MBH	COP	kW
1125	60	21.9	2.48	2.59	25.7	2.81	2.69	27.4	2.94	2.73	32.8	3.36	2.87	38.3	3.74	3.01	42.2	3.98	3.11	43.8	4.08	3.15	49.3	4.40	3.29
	70	21.1	2.29	2.71	24.8	2.59	2.81	26.4	2.71	2.86	31.7	3.09	3.01	37.0	3.43	3.17	40.7	3.65	3.27	42.3	3.74	3.32	47.6	4.02	3.47
	80	20.6	2.12	2.84	24.1	2.39	2.96	25.7	2.50	3.01	30.7	2.84	3.17	35.8	3.14	3.34	39.3	3.34	3.45	40.9	3.42	3.50	45.9	3.67	3.67
1275	60	22.0	2.45	2.64	25.9	2.79	2.73	27.6	2.92	2.77	33.2	3.35	2.90	38.8	3.75	3.03	42.7	4.00	3.13	44.3	4.11	3.17	49.9	4.44	3.30
	70	21.3	2.27	2.75	25.1	2.58	2.85	26.7	2.70	2.90	32.1	3.09	3.04	37.4	3.44	3.19	41.2	3.67	3.29	42.8	3.76	3.34	48.2	4.06	3.48
	80	20.7	2.11	2.89	24.3	2.38	3.00	25.9	2.49	3.05	31.1	2.84	3.20	36.2	3.16	3.36	39.8	3.37	3.47	41.4	3.45	3.52	46.5	3.71	3.67
1425	60	22.1	2.42	2.68	26.1	2.76	2.77	27.8	2.90	2.81	33.4	3.34	2.94	39.1	3.74	3.06	43.1	4.01	3.15	44.8	4.11	3.19	50.5	4.45	3.32
	70	21.6	2.26	2.80	25.4	2.57	2.89	27.0	2.70	2.94	32.4	3.09	3.08	37.8	3.45	3.22	41.6	3.68	3.31	43.3	3.78	3.36	48.7	4.08	3.50
	80	20.9	2.09	2.93	24.6	2.37	3.04	26.1	2.49	3.08	31.4	2.84	3.23	36.6	3.17	3.38	40.2	3.38	3.49	41.8	3.47	3.53	47.0	3.74	3.69

ESH1BE4M1SP48K with C7B(A,H)M048(C,U)-C + TXV + VSB

		OUTDOOR TEMPERATURE (Deg. F)																							
CFM	Indoor T. Deg.F	10			17			20			30			40			47			50			60		
		MBH	COP	kW	MBH	COP	kW	MBH	COP	kW	MBH	COP	kW	MBH	COP	kW	MBH	COP	kW	MBH	COP	kW	MBH	COP	kW
1430	60	25.9	2.94	2.58	29.3	3.23	2.66	30.8	3.35	2.70	35.7	3.72	2.81	40.5	4.06	2.93	44.0	4.28	3.01	45.4	4.38	3.04	50.3	4.67	3.16
	70	25.1	2.73	2.69	28.4	2.99	2.78	29.8	3.10	2.82	34.5	3.43	2.95	39.2	3.74	3.08	42.5	3.93	3.17	43.9	4.02	3.21	48.6	4.28	3.33
	80	24.6	2.55	2.83	27.7	2.78	2.92	29.1	2.87	2.96	33.5	3.17	3.10	38.0	3.44	3.24	41.1	3.62	3.33	42.5	3.69	3.38	46.9	3.92	3.51
1630	60	26.2	2.91	2.64	29.7	3.20	2.71	31.2	3.33	2.75	36.1	3.71	2.85	41.1	4.07	2.96	44.6	4.31	3.04	46.1	4.41	3.07	51.1	4.72	3.18
	70	25.4	2.71	2.75	28.8	2.97	2.84	30.2	3.08	2.87	35.0	3.43	2.99	39.8	3.75	3.11	43.1	3.96	3.19	44.6	4.05	3.23	49.4	4.32	3.35
	80	24.8	2.52	2.89	28.0	2.76	2.98	29.4	2.86	3.02	34.0	3.17	3.15	38.6	3.46	3.27	41.8	3.64	3.36	43.2	3.72	3.40	47.8	3.97	3.53
1830	60	26.3	2.86	2.69	29.8	3.16	2.77	31.4	3.29	2.80	36.5	3.69	2.90	41.6	4.07	3.00	45.2	4.31	3.07	46.7	4.41	3.10	51.8	4.74	3.21
	70	25.7	2.68	2.81	29.1	2.96	2.89	30.6	3.07	2.92	35.5	3.42	3.04	40.3	3.76	3.15	43.7	3.97	3.23	45.2	4.06	3.26	50.1	4.35	3.37
	80	25.1	2.49	2.95	28.4	2.74	3.03	29.7	2.84	3.07	34.4	3.16	3.19	39.1	3.46	3.31	42.3	3.66	3.39	43.7	3.74	3.43	48.4	4.00	3.55

ESH1BE4M1SP60K with C7B(A,H)M060(C,U)-C + TXV + VSB

		OUTDOOR TEMPERATURE (Deg. F)																							
CFM	Indoor T. Deg.F	10			17			20			30			40			47			50			60		
		MBH	COP	kW	MBH	COP	kW	MBH	COP	kW	MBH	COP	kW	MBH	COP	kW	MBH	COP	kW	MBH	COP	kW	MBH	COP	kW
1345	60	31.2	2.54	3.61	36.5	2.84	3.76	38.7	2.97	3.82	46.2	3.35	4.04	53.7	3.70	4.26	58.9	3.92	4.41	61.2	4.01	4.47	68.7	4.29	4.69
	70	30.3	2.29	3.88	35.4	2.57	4.03	37.6	2.69	4.10	45.0	3.05	4.32	52.3	3.38	4.54	57.5	3.59	4.70	59.7	3.68	4.76	67.1	3.95	4.98
	80	29.8	2.09	4.17	34.8	2.35	4.33	36.9	2.46	4.40	44.1	2.79	4.64	51.2	3.08	4.87	56.2	3.28	5.03	58.3	3.36	5.10	65.5	3.60	5.33
1545	60	31.5	2.54	3.64	36.8	2.86	3.78	39.1	2.98	3.84	46.7	3.39	4.05	54.3	3.75	4.25	59.7	3.98	4.39	61.9	4.08	4.46	69.5	4.38	4.66
	70	30.6	2.30	3.90	35.8	2.59	4.05	38.1	2.71	4.11	45.5	3.09	4.32	52.9	3.43	4.53	58.1	3.65	4.67	60.4	3.74	4.74	67.8	4.02	4.94
	80	30.0	2.09	4.21	35.1	2.36	4.36	37.3	2.47	4.42	44.5	2.82	4.63	51.8	3.13	4.84	56.9	3.34	4.99	59.0	3.42	5.06	66.3	3.69	5.27
1745	60	31.5	2.52	3.67	36.9	2.84	3.81	39.3	2.98	3.87	47.0	3.39	4.07	54.8	3.77	4.27	60.3	4.01	4.41	62.6	4.11	4.47	70.4	4.42	4.67
	70	31.0	2.30	3.95	36.2	2.60	4.09	38.5	2.72	4.14	46.0	3.11	4.34	53.5	3.46	4.53	58.7	3.69	4.67	61.0	3.78	4.73	68.5	4.08	4.93
	80	30.3	2.09	4.24	35.4	2.37	4.38	37.6	2.48	4.44	45.0	2.84	4.64	52.3	3.17	4.84	57.4	3.38	4.98	59.6	3.47	5.03	66.9	3.75	5.23

14 SEER COOLING EXPANDED RATINGS - STANDARD AH (CONTINUED)

ESH1BE4M1SP42K with B6BMM042K-B

O.D.T			65°F			75°F			85°F			95°F			105°F			115°F		
CFM	E.D.B.	E.W.B.	T.C.	S.C.	K.W.	T.C.	S.C.	K.W.	T.C.	S.C.	K.W.	T.C.	S.C.	K.W.	T.C.	S.C.	K.W.	T.C.	S.C.	K.W.
1225	80	62	41.7	33.3	2.44	40.2	33.1	2.67	38.4	33.2	2.94	36.6	32.5	3.25	34.61	33.78	3.60	32.55	31.78	3.99
	80	67	45.6	27.5	2.46	43.8	27.3	2.69	41.9	27.6	2.97	39.8	27.1	3.27	37.56	26.63	3.62	35.21	24.90	4.02
	80	72	50.2	21.1	2.48	48.1	21.0	2.72	46.0	21.4	2.99	43.6	21.0	3.31	41.15	20.64	3.66	38.52	21.12	4.05
	75	62	41.5	27.8	2.44	39.9	27.6	2.67	38.2	27.8	2.94	36.2	27.1	3.25	34.23	24.98	3.60	32.11	26.80	3.99
1400	80	62	42.7	35.7	2.51	41.1	36.3	2.74	39.3	35.4	3.01	37.4	34.8	3.32	35.41	34.21	3.67	33.54	33.26	4.06
	80	67	46.6	29.4	2.52	44.7	30.2	2.76	42.7	29.4	3.03	40.4	29.1	3.34	38.17	28.95	3.69	35.71	28.89	4.09
	80	72	51.1	22.3	2.54	49.0	23.3	2.78	46.7	22.6	3.06	44.2	22.4	3.38	41.62	22.53	3.73	38.90	22.61	4.12
	75	62	42.4	29.7	2.51	40.7	30.2	2.74	38.8	29.5	3.01	36.9	29.1	3.32	34.76	28.96	3.67	32.58	28.80	4.05
1575	80	62	43.6	38.3	2.57	41.9	38.3	2.81	40.2	37.1	3.08	38.3	36.3	3.39	36.42	35.19	3.74	34.43	34.29	4.14
	80	67	47.2	31.6	2.59	45.3	32.0	2.83	43.2	31.2	3.10	40.9	30.9	3.41	38.55	30.64	3.76	36.04	30.70	4.15
	80	72	51.7	23.9	2.61	49.5	24.4	2.85	47.1	23.7	3.13	44.6	23.7	3.44	42.01	23.60	3.80	39.25	23.82	4.19
	75	62	43.1	31.7	2.57	41.3	32.0	2.81	39.4	31.2	3.07	37.4	31.0	3.38	35.19	30.60	3.73	32.94	30.52	4.12

ESH1BE4M1SP48K with B6BMM060K-C

O.D.T			65°F			75°F			85°F			95°F			105°F			115°F		
CFM	E.D.B.	E.W.B.	T.C.	S.C.	K.W.	T.C.	S.C.	K.W.	T.C.	S.C.	K.W.	T.C.	S.C.	K.W.	T.C.	S.C.	K.W.	T.C.	S.C.	K.W.
1400	80	62	47.1	36.1	2.64	45.3	35.9	2.92	43.2	35.7	3.23	41.0	35.0	3.59	38.65	36.75	3.99	36.19	34.41	4.44
	80	67	51.7	29.7	2.67	49.5	29.5	2.95	47.3	29.8	3.26	44.9	29.2	3.62	42.30	28.72	4.02	39.65	26.54	4.47
	80	72	56.7	23.1	2.70	54.4	22.9	2.98	51.9	23.4	3.29	49.2	22.8	3.65	46.39	22.45	4.05	43.45	22.98	4.50
	75	62	47.1	30.2	2.64	45.2	29.9	2.92	43.1	30.1	3.23	40.9	29.4	3.59	38.53	27.04	3.99	36.06	29.10	4.44
1600	80	62	48.3	38.3	2.70	46.3	39.1	2.97	44.2	38.1	3.29	41.9	37.6	3.64	39.45	37.18	4.05	36.93	36.62	4.49
	80	67	52.9	31.6	2.72	50.7	32.5	3.00	48.3	31.7	3.32	45.8	31.3	3.67	43.08	31.29	4.07	40.29	31.26	4.52
	80	72	58.0	24.3	2.75	55.5	25.4	3.03	52.9	24.6	3.35	50.1	24.3	3.71	47.16	24.42	4.11	44.09	24.55	4.55
	75	62	48.1	32.1	2.70	46.2	32.8	2.97	44.0	32.0	3.28	41.7	31.5	3.64	39.24	31.41	4.05	36.68	31.26	4.49
1800	80	62	49.2	41.1	2.75	47.2	41.3	3.02	45.0	40.3	3.34	42.6	39.7	3.70	40.19	38.83	4.10	38.03	37.86	4.55
	80	67	53.8	33.9	2.77	51.5	34.3	3.05	49.1	33.5	3.37	46.4	33.3	3.73	43.68	33.07	4.13	40.82	33.20	4.57
	80	72	59.0	26.0	2.81	56.4	26.5	3.08	53.6	25.7	3.40	50.8	25.7	3.76	47.75	25.54	4.16	44.61	25.83	4.60
	75	62	49.0	34.4	2.75	47.0	34.6	3.02	44.7	33.8	3.34	42.3	33.5	3.69	39.80	33.18	4.10	37.15	32.84	4.54

ESH1BE4M1SP60K with B6BMM060K-C

O.D.T			65°F			75°F			85°F			95°F			105°F			115°F		
CFM	E.D.B.	E.W.B.	T.C.	S.C.	K.W.	T.C.	S.C.	K.W.	T.C.	S.C.	K.W.	T.C.	S.C.	K.W.	T.C.	S.C.	K.W.	T.C.	S.C.	K.W.
1750	80	62	59.9	46.0	3.40	57.5	45.6	3.77	55.0	45.4	4.18	52.4	44.6	4.64	49.52	46.74	5.17	46.42	43.81	5.76
	80	67	65.1	37.9	3.47	62.5	37.5	3.84	59.7	37.9	4.25	56.8	37.1	4.72	53.68	36.50	5.25	50.24	34.07	5.85
	80	72	71.2	29.4	3.55	68.2	29.2	3.93	65.1	29.8	4.35	61.7	29.2	4.81	58.01	28.69	5.33	54.16	29.26	5.94
	75	62	59.7	38.5	3.40	57.3	38.1	3.77	54.8	38.3	4.18	52.1	37.5	4.64	49.26	34.52	5.17	46.19	37.04	5.76
2000	80	62	61.4	48.7	3.48	58.9	49.6	3.86	56.2	48.4	4.26	53.5	47.8	4.72	50.52	47.34	5.25	47.43	46.51	5.85
	80	67	66.6	40.2	3.55	63.8	41.3	3.92	60.9	40.2	4.34	57.8	39.7	4.80	54.55	39.67	5.33	51.00	39.53	5.93
	80	72	72.4	30.9	3.62	69.2	32.3	4.01	65.8	31.3	4.42	62.4	31.0	4.89	58.83	31.05	5.41	54.95	31.06	6.02
	75	62	61.1	40.8	3.48	58.6	41.8	3.85	55.9	40.6	4.26	53.1	40.1	4.72	50.08	39.92	5.25	46.88	39.68	5.84
2250	80	62	62.5	52.2	3.56	59.9	52.4	3.93	57.2	51.1	4.34	54.4	50.4	4.80	51.30	49.50	5.33	48.46	48.25	5.94
	80	67	67.6	43.0	3.63	64.8	43.5	4.00	61.8	42.4	4.41	58.6	42.2	4.88	55.25	41.83	5.40	51.59	41.90	6.00
	80	72	73.2	33.1	3.70	70.0	33.7	4.08	66.7	32.6	4.51	63.3	32.6	4.97	59.54	32.33	5.49	55.52	32.55	6.10
	75	62	62.1	43.7	3.55	59.5	44.0	3.93	56.8	42.9	4.33	53.9	42.6	4.79	50.81	42.10	5.32	47.44	41.64	5.92

14 SEER HEATING EXPANDED RATINGS - STANDARD AH

ESH1BE4M1SP18K with B6BMM024K-A

		OUTDOOR TEMPERATURE (Deg. F)																							
CFM	Indoor T. Deg.F	10			17			20			30			40			47			50			60		
		MBH	COP	kW	MBH	COP	kW	MBH	COP	kW	MBH	COP	kW	MBH	COP	kW	MBH	COP	kW	MBH	COP	kW	MBH	COP	kW
545	60	8.3	1.90	1.28	10.3	2.34	1.29	11.2	2.53	1.29	14.0	3.14	1.31	16.8	3.74	1.32	18.8	4.15	1.33	19.6	4.33	1.33	22.4	4.91	1.34
	70	7.8	1.93	1.19	9.6	2.32	1.22	10.4	2.48	1.23	13.0	3.00	1.27	15.5	3.49	1.30	17.3	3.82	1.33	18.1	3.96	1.34	20.7	4.40	1.38
	80	7.2	1.89	1.12	8.9	2.24	1.16	9.5	2.39	1.17	11.9	2.86	1.22	14.2	3.29	1.26	15.8	3.58	1.30	16.5	3.70	1.31	18.8	4.07	1.36
645	60	8.4	1.85	1.33	10.4	2.28	1.33	11.3	2.47	1.34	14.1	3.08	1.35	17.0	3.68	1.36	19.0	4.09	1.36	19.9	4.27	1.37	22.8	4.85	1.38
	70	7.9	1.87	1.25	9.8	2.26	1.27	10.6	2.42	1.28	13.2	2.94	1.32	15.8	3.43	1.35	17.6	3.76	1.37	18.4	3.90	1.38	21.0	4.34	1.42
	80	7.3	1.85	1.16	9.0	2.20	1.20	9.7	2.35	1.22	12.1	2.81	1.27	14.5	3.23	1.32	16.2	3.50	1.35	16.9	3.62	1.37	19.3	3.98	1.42
745	60	8.6	1.83	1.38	10.6	2.25	1.38	11.5	2.44	1.38	14.4	3.04	1.39	17.2	3.64	1.39	19.3	4.05	1.39	20.1	4.23	1.40	23.0	4.82	1.40
	70	8.0	1.83	1.28	9.9	2.22	1.31	10.7	2.38	1.32	13.4	2.90	1.35	16.0	3.39	1.39	17.9	3.72	1.41	18.7	3.86	1.42	21.4	4.31	1.46
	80	7.5	1.82	1.21	9.2	2.16	1.25	9.9	2.30	1.26	12.3	2.74	1.31	14.7	3.15	1.37	16.4	3.42	1.40	17.1	3.53	1.42	19.5	3.88	1.47

ESH1BE4M1SP24K with B6BMM024K-A

		OUTDOOR TEMPERATURE (Deg. F)																							
CFM	Indoor T. Deg.F	10			17			20			30			40			47			50			60		
		MBH	COP	kW	MBH	COP	kW	MBH	COP	kW	MBH	COP	kW	MBH	COP	kW	MBH	COP	kW	MBH	COP	kW	MBH	COP	kW
725	60	11.3	2.03	1.64	13.9	2.43	1.68	15.0	2.59	1.70	18.7	3.12	1.75	22.3	3.61	1.81	24.9	3.93	1.85	26.0	4.07	1.87	29.6	4.50	1.93
	70	10.8	1.97	1.61	13.2	2.32	1.66	14.2	2.47	1.69	17.6	2.92	1.77	21.0	3.33	1.85	23.4	3.60	1.91	24.4	3.71	1.93	27.9	4.06	2.01
	80	10.2	1.88	1.59	12.4	2.20	1.66	13.4	2.33	1.69	16.5	2.73	1.78	19.7	3.09	1.87	21.9	3.32	1.94	22.9	3.42	1.96	26.1	3.72	2.06
825	60	11.4	1.99	1.68	14.0	2.39	1.72	15.1	2.55	1.74	18.8	3.08	1.79	22.5	3.58	1.85	25.2	3.91	1.89	26.3	4.05	1.90	30.0	4.49	1.96
	70	10.9	1.93	1.65	13.3	2.29	1.71	14.4	2.43	1.73	17.8	2.89	1.81	21.3	3.31	1.89	23.7	3.58	1.94	24.8	3.69	1.96	28.2	4.05	2.04
	80	10.3	1.85	1.63	12.6	2.17	1.70	13.5	2.30	1.72	16.8	2.71	1.82	20.0	3.07	1.91	22.3	3.30	1.98	23.3	3.40	2.01	26.5	3.70	2.10
925	60	11.5	1.96	1.72	14.2	2.36	1.76	15.3	2.53	1.77	19.0	3.06	1.83	22.8	3.56	1.88	25.4	3.89	1.91	26.5	4.03	1.93	30.3	4.48	1.98
	70	11.0	1.91	1.69	13.5	2.27	1.74	14.5	2.41	1.77	18.0	2.87	1.84	21.6	3.29	1.92	24.0	3.57	1.97	25.1	3.69	1.99	28.6	4.05	2.07
	80	10.4	1.83	1.67	12.7	2.15	1.74	13.7	2.28	1.76	17.0	2.68	1.86	20.2	3.04	1.95	22.5	3.27	2.02	23.5	3.36	2.05	26.7	3.66	2.14

ESH1BE4M1SP30K with B6BMM030K-A

		OUTDOOR TEMPERATURE (Deg. F)																							
CFM	Indoor T. Deg.F	10			17			20			30			40			47			50			60		
		MBH	COP	kW	MBH	COP	kW	MBH	COP	kW	MBH	COP	kW	MBH	COP	kW	MBH	COP	kW	MBH	COP	kW	MBH	COP	kW
940	60	15.4	2.22	2.03	18.2	2.73	1.96	19.5	2.96	1.92	23.5	3.79	1.82	27.5	4.73	1.71	30.4	5.46	1.63	31.6	5.79	1.60	35.6	7.01	1.49
	70	14.8	2.11	2.05	17.5	2.59	1.98	18.6	2.80	1.95	22.4	3.57	1.84	26.2	4.43	1.74	28.9	5.10	1.66	30.0	5.40	1.63	33.9	6.51	1.53
	80	14.2	1.99	2.10	16.7	2.43	2.02	17.8	2.64	1.98	21.4	3.36	1.86	25.0	4.19	1.75	27.5	4.83	1.67	28.5	5.13	1.63	32.1	6.22	1.51
1040	60	15.5	2.19	2.07	18.3	2.70	1.99	19.6	2.93	1.96	23.7	3.75	1.85	27.8	4.68	1.74	30.7	5.40	1.67	31.9	5.72	1.63	36.0	6.92	1.52
	70	14.9	2.09	2.09	17.6	2.56	2.02	18.8	2.77	1.99	22.6	3.53	1.88	26.5	4.38	1.78	29.2	5.03	1.70	30.4	5.33	1.67	34.2	6.41	1.56
	80	14.3	1.97	2.13	16.9	2.41	2.05	18.0	2.61	2.02	21.6	3.33	1.91	25.3	4.13	1.79	27.8	4.75	1.72	28.9	5.04	1.68	32.5	6.08	1.57
1140	60	15.6	2.17	2.11	18.5	2.67	2.03	19.7	2.90	2.00	23.9	3.71	1.88	28.0	4.63	1.77	30.9	5.35	1.69	32.1	5.68	1.66	36.3	6.87	1.55
	70	15.0	2.07	2.13	17.8	2.54	2.05	18.9	2.75	2.02	22.9	3.50	1.91	26.8	4.34	1.81	29.5	4.99	1.74	30.7	5.28	1.70	34.6	6.34	1.60
	80	14.5	1.96	2.16	17.0	2.39	2.09	18.1	2.59	2.05	21.8	3.29	1.94	25.4	4.07	1.84	28.0	4.67	1.76	29.1	4.94	1.73	32.8	5.94	1.62

ESH1BE4M1SP36K with B6BMM042K-B

		OUTDOOR TEMPERATURE (Deg. F)																							
CFM	Indoor T. Deg.F	10			17			20			30			40			47			50			60		
		MBH	COP	kW	MBH	COP	kW	MBH	COP	kW	MBH	COP	kW	MBH	COP	kW	MBH	COP	kW	MBH	COP	kW	MBH	COP	kW
1045	60	16.9	2.25	2.21	20.4	2.66	2.25	21.9	2.83	2.27	26.8	3.37	2.33	31.7	3.88	2.39	35.1	4.22	2.44	36.6	4.37	2.46	41.5	4.83	2.52
	70	16.3	2.11	2.26	19.6	2.48	2.31	21.0	2.63	2.34	25.7	3.12	2.41	30.4	3.58	2.49	33.7	3.88	2.55	35.1	4.01	2.57	39.8	4.41	2.65
	80	15.7	1.98	2.33	18.8	2.31	2.39	20.2	2.45	2.42	24.7	2.89	2.50	29.1	3.30	2.59	32.3	3.58	2.64	33.6	3.69	2.67	38.1	4.05	2.75
1195	60	17.1	2.22	2.26	20.6	2.63	2.30	22.1	2.80	2.31	27.1	3.35	2.37	32.1	3.87	2.43	35.6	4.22	2.47	37.1	4.37	2.49	42.1	4.84	2.55
	70	16.5	2.09	2.31	19.8	2.46	2.36	21.2	2.61	2.39	26.0	3.10	2.46	30.8	3.57	2.53	34.1	3.88	2.58	35.6	4.01	2.60	40.3	4.42	2.68
	80	15.9	1.95	2.39	19.1	2.29	2.44	20.4	2.43	2.47	25.0	2.88	2.55	29.6	3.30	2.63	32.8	3.58	2.69	34.1	3.69	2.71	38.7	4.07	2.79
1345	60	17.2	2.19	2.31	20.8	2.60	2.34	22.3	2.77	2.36	27.4	3.32	2.41	32.4	3.85	2.47	36.0	4.21	2.51	37.5	4.36	2.52	42.6	4.84	2.58
	70	16.7	2.07	2.36	20.1	2.44	2.41	21.5	2.60	2.43	26.4	3.09	2.50	31.2	3.56	2.57	34.6	3.88	2.62	36.0	4.01	2.64	40.9	4.43	2.71
	80	16.1	1.94	2.43	19.3	2.27	2.49	20.7	2.41	2.51	25.3	2.86	2.59	29.9	3.28	2.67	33.1	3.57	2.72	34.5	3.68	2.75	39.1	4.06	2.83

14 SEER HEATING EXPANDED RATINGS - STANDARD AH (CONTINUED)

ESH1BE4M1SP42K with B6BMM042K-B

		OUTDOOR TEMPERATURE (Deg. F)																							
CFM	Indoor T. Deg.F	10			17			20			30			40			47			50			60		
		MBH	COP	kW	MBH	COP	kW	MBH	COP	kW	MBH	COP	kW	MBH	COP	kW	MBH	COP	kW	MBH	COP	kW	MBH	COP	kW
1125	60	21.0	2.39	2.58	24.9	2.75	2.65	26.6	2.90	2.69	32.1	3.38	2.79	37.7	3.81	2.90	41.6	4.10	2.97	43.3	4.22	3.01	48.8	4.60	3.11
	70	20.3	2.21	2.69	24.1	2.54	2.77	25.7	2.68	2.81	31.0	3.11	2.93	36.4	3.50	3.05	40.1	3.76	3.13	41.7	3.87	3.17	47.1	4.20	3.29
	80	19.8	2.05	2.82	23.4	2.35	2.91	24.9	2.47	2.95	30.0	2.86	3.08	35.2	3.22	3.20	38.8	3.45	3.29	40.3	3.55	3.33	45.4	3.85	3.46
1275	60	21.2	2.37	2.62	25.1	2.74	2.70	26.8	2.89	2.73	32.5	3.37	2.83	38.1	3.82	2.93	42.1	4.12	3.00	43.8	4.24	3.03	49.4	4.63	3.13
	70	20.5	2.20	2.74	24.3	2.53	2.82	25.9	2.67	2.85	31.4	3.11	2.96	36.8	3.51	3.07	40.6	3.78	3.15	42.2	3.89	3.19	47.7	4.24	3.30
	80	19.9	2.03	2.87	23.6	2.34	2.95	25.1	2.46	2.99	30.4	2.86	3.11	35.6	3.23	3.23	39.2	3.47	3.32	40.8	3.57	3.35	46.0	3.89	3.47
1425	60	21.3	2.34	2.67	25.3	2.71	2.73	27.0	2.86	2.76	32.7	3.36	2.86	38.5	3.81	2.96	42.5	4.12	3.03	44.2	4.24	3.06	50.0	4.65	3.15
	70	20.7	2.19	2.78	24.6	2.52	2.86	26.2	2.66	2.89	31.7	3.11	3.00	37.2	3.52	3.10	41.1	3.79	3.18	42.7	3.90	3.21	48.2	4.26	3.32
	80	20.1	2.02	2.91	23.8	2.33	2.99	25.4	2.46	3.03	30.7	2.86	3.14	35.9	3.23	3.26	39.6	3.48	3.34	41.2	3.58	3.37	46.5	3.91	3.49

ESH1BE4M1SP48K with B6BMM060K-C

		OUTDOOR TEMPERATURE (Deg. F)																							
CFM	Indoor T. Deg.F	10			17			20			30			40			47			50			60		
		MBH	COP	kW	MBH	COP	kW	MBH	COP	kW	MBH	COP	kW	MBH	COP	kW	MBH	COP	kW	MBH	COP	kW	MBH	COP	kW
1355	60	22.8	2.50	2.67	27.4	2.89	2.78	29.3	3.04	2.83	35.9	3.53	2.98	42.4	3.96	3.14	47.0	4.24	3.25	48.9	4.36	3.29	55.5	4.72	3.45
	70	22.0	2.30	2.80	26.5	2.66	2.92	28.4	2.80	2.97	34.7	3.24	3.14	41.1	3.64	3.31	45.5	3.90	3.43	47.4	4.00	3.48	53.8	4.33	3.65
	80	21.5	2.14	2.95	25.8	2.46	3.08	27.6	2.59	3.13	33.7	2.99	3.31	39.9	3.35	3.49	44.2	3.58	3.62	46.0	3.67	3.68	52.1	3.96	3.86
1555	60	23.0	2.48	2.73	27.7	2.87	2.83	29.7	3.03	2.87	36.3	3.53	3.02	43.0	3.98	3.16	47.6	4.28	3.27	49.6	4.40	3.31	56.3	4.78	3.46
	70	22.3	2.29	2.86	26.8	2.65	2.97	28.8	2.80	3.02	35.2	3.25	3.18	41.6	3.66	3.33	46.2	3.93	3.45	48.1	4.04	3.49	54.5	4.38	3.65
	80	21.7	2.11	3.01	26.1	2.44	3.13	27.9	2.58	3.18	34.2	2.99	3.35	40.4	3.37	3.52	44.8	3.61	3.64	46.7	3.71	3.69	52.9	4.02	3.86
1755	60	23.1	2.44	2.78	27.9	2.84	2.88	29.9	3.00	2.92	36.7	3.52	3.06	43.5	3.98	3.20	48.2	4.29	3.30	50.3	4.41	3.34	57.0	4.80	3.48
	70	22.6	2.28	2.92	27.2	2.64	3.02	29.1	2.79	3.07	35.7	3.25	3.22	42.2	3.68	3.37	46.8	3.95	3.47	48.7	4.06	3.52	55.2	4.42	3.67
	80	22.0	2.10	3.07	26.4	2.43	3.18	28.3	2.57	3.23	34.6	3.00	3.39	40.9	3.38	3.55	45.4	3.63	3.66	47.2	3.74	3.71	53.6	4.06	3.87

ESH1BE4M1SP60K B6BMM060K-C

		OUTDOOR TEMPERATURE (Deg. F)																							
CFM	Indoor T. Deg.F	10			17			20			30			40			47			50			60		
		MBH	COP	kW	MBH	COP	kW	MBH	COP	kW	MBH	COP	kW	MBH	COP	kW	MBH	COP	kW	MBH	COP	kW	MBH	COP	kW
1415	60	30.4	2.51	3.56	35.8	2.84	3.70	38.2	2.97	3.76	45.9	3.39	3.97	53.7	3.77	4.18	59.2	4.01	4.33	61.5	4.11	4.39	69.3	4.42	4.60
	70	29.4	2.26	3.82	34.8	2.57	3.97	37.1	2.70	4.03	44.7	3.09	4.24	52.4	3.45	4.46	57.7	3.68	4.61	60.0	3.77	4.67	67.7	4.06	4.88
	80	29.0	2.07	4.10	34.2	2.35	4.26	36.4	2.47	4.33	43.8	2.82	4.55	51.2	3.15	4.77	56.4	3.36	4.93	58.7	3.44	5.00	66.1	3.71	5.22
1615	60	30.7	2.51	3.59	36.2	2.85	3.73	38.6	2.99	3.79	46.5	3.42	3.98	54.4	3.82	4.18	59.9	4.07	4.31	62.2	4.18	4.37	70.1	4.50	4.57
	70	29.8	2.27	3.85	35.2	2.59	3.99	37.5	2.72	4.05	45.2	3.12	4.25	53.0	3.49	4.45	58.4	3.73	4.59	60.7	3.83	4.64	68.4	4.14	4.84
	80	29.2	2.07	4.14	34.5	2.36	4.28	36.7	2.48	4.35	44.3	2.85	4.55	51.8	3.20	4.75	57.1	3.42	4.90	59.3	3.51	4.96	66.9	3.80	5.16
1815	60	30.7	2.48	3.62	36.3	2.83	3.76	38.7	2.98	3.81	46.8	3.43	4.00	54.8	3.83	4.20	60.5	4.10	4.33	62.9	4.21	4.39	71.0	4.55	4.58
	70	30.2	2.27	3.89	35.6	2.60	4.02	38.0	2.73	4.08	45.7	3.14	4.27	53.5	3.52	4.45	59.0	3.77	4.59	61.3	3.87	4.64	69.1	4.20	4.83
	80	29.5	2.07	4.18	34.8	2.37	4.31	37.1	2.49	4.37	44.7	2.88	4.56	52.3	3.23	4.75	57.6	3.46	4.88	59.9	3.56	4.94	67.5	3.86	5.13

14 SEER COOLING EXPANDED RATINGS - ECM AH (CONTINUED)

ESH1BE4M1SP42K with B6EMMX42K-B

O.D.T			65°F			75°F			85°F			95°F			105°F			115°F		
CFM	EDB	EWB	T.C.	S.C.	K.W.	T.C.	S.C.	K.W.	T.C.	S.C.	K.W.	T.C.	S.C.	K.W.	T.C.	S.C.	K.W.	T.C.	S.C.	K.W.
1225	80	62	41.9	33.4	2.41	40.5	33.2	2.62	38.8	33.3	2.87	37.0	32.7	3.17	35.1	34.1	3.51	33.2	32.2	3.90
	80	67	45.9	27.6	2.43	44.1	27.5	2.64	42.2	27.7	2.89	40.2	27.2	3.19	38.1	26.9	3.53	35.9	25.1	3.92
	80	72	50.6	21.3	2.45	48.6	21.2	2.66	46.4	21.7	2.93	44.1	21.3	3.22	41.7	21.0	3.56	39.1	21.5	3.94
	75	62	41.7	28.0	2.41	40.2	27.7	2.62	38.5	27.9	2.87	36.7	27.4	3.17	34.8	25.3	3.51	32.7	27.1	3.89
1400	80	62	43.1	35.9	2.45	41.5	36.5	2.67	39.7	35.6	2.91	37.9	35.1	3.21	36.1	34.6	3.55	34.2	33.9	3.94
	80	67	46.9	29.5	2.47	45.1	30.3	2.68	43.1	29.6	2.93	41.0	29.3	3.23	38.8	29.3	3.57	36.5	29.2	3.96
	80	72	51.5	22.5	2.48	49.4	23.6	2.71	47.0	22.9	2.96	44.6	22.7	3.26	42.2	22.8	3.60	39.7	22.9	3.98
	75	62	42.6	29.8	2.45	41.0	30.4	2.66	39.3	29.7	2.91	37.4	29.3	3.21	35.4	29.2	3.55	33.3	29.1	3.93
1575	80	62	44.1	38.5	2.49	42.4	38.6	2.70	40.7	37.5	2.96	38.8	36.9	3.25	37.1	35.8	3.59	35.2	35.1	3.98
	80	67	47.7	31.8	2.51	45.8	32.2	2.72	43.8	31.4	2.97	41.6	31.1	3.27	39.4	30.9	3.61	37.0	31.1	4.00
	80	72	52.0	24.2	2.53	49.9	24.7	2.74	47.7	24.0	3.00	45.3	24.0	3.30	42.8	23.9	3.64	40.2	24.2	4.02
	75	62	43.5	31.9	2.49	41.8	32.2	2.70	40.0	31.4	2.95	38.0	31.2	3.25	36.0	30.9	3.59	33.8	30.9	3.97

ESH1BE4M1SP48K with B6EMMX48K-C

O.D.T			65°F			75°F			85°F			95°F			105°F			115°F		
CFM	EDB	EWB	T.C.	S.C.	K.W.	T.C.	S.C.	K.W.	T.C.	S.C.	K.W.	T.C.	S.C.	K.W.	T.C.	S.C.	K.W.	T.C.	S.C.	K.W.
1400	80	62	47.9	37.9	2.67	45.8	37.4	2.95	43.7	37.5	3.22	41.5	36.7	3.55	39.3	38.2	3.92	37.0	36.0	4.33
	80	67	52.4	31.3	2.70	49.8	30.9	2.98	47.6	31.2	3.25	45.2	30.5	3.57	42.7	30.0	3.94	40.0	28.0	4.36
	80	72	57.8	24.3	2.74	54.9	24.1	3.01	52.2	24.5	3.28	49.3	24.0	3.60	46.3	23.5	3.97	43.5	24.0	4.38
	75	62	47.7	31.7	2.67	45.5	31.3	2.95	43.4	31.4	3.22	41.2	30.7	3.55	38.9	28.3	3.92	36.4	30.2	4.33
1600	80	62	49.2	40.6	2.72	46.8	41.1	3.00	44.7	40.1	3.28	42.5	39.4	3.60	40.2	38.8	3.97	38.1	37.8	4.38
	80	67	53.6	33.4	2.75	50.9	34.1	3.04	48.5	33.2	3.30	46.0	32.8	3.62	43.5	32.8	3.99	40.7	32.7	4.41
	80	72	58.7	25.7	2.78	55.4	26.6	3.06	52.8	25.8	3.33	50.0	25.4	3.65	47.2	25.5	4.02	44.2	25.5	4.43
	75	62	48.8	33.8	2.73	46.4	34.4	3.00	44.3	33.5	3.27	42.0	32.8	3.60	39.6	32.6	3.97	37.1	32.4	4.38
1800	80	62	50.2	43.6	2.78	47.9	43.5	3.05	45.7	42.2	3.33	43.5	41.3	3.65	41.4	40.0	4.02	39.2	39.1	4.44
	80	67	54.6	35.9	2.80	51.8	36.1	3.08	49.3	35.2	3.35	46.8	35.0	3.67	44.0	34.7	4.04	41.3	34.6	4.46
	80	72	59.4	27.5	2.83	56.3	27.8	3.11	53.6	26.9	3.38	50.7	26.8	3.70	47.8	26.6	4.06	44.8	26.8	4.47
	75	62	49.7	36.3	2.77	47.3	36.2	3.05	45.0	35.2	3.32	42.6	34.9	3.65	40.1	34.5	4.02	37.6	34.4	4.43

ESH1BE4M1SP60K with B6EMMX60K-C

O.D.T			65°F			75°F			85°F			95°F			105°F			115°F		
CFM	EDB	EWB	T.C.	S.C.	K.W.	T.C.	S.C.	K.W.	T.C.	S.C.	K.W.	T.C.	S.C.	K.W.	T.C.	S.C.	K.W.	T.C.	S.C.	K.W.
1400	80	62	58.9	40.6	3.62	56.3	40.0	4.02	54.0	40.2	4.40	51.5	39.4	4.83	49.0	41.4	5.33	46.2	39.0	5.91
	80	67	65.1	34.4	3.70	61.9	33.9	4.10	59.2	34.2	4.47	56.3	33.5	4.90	53.3	33.0	5.40	50.3	30.7	5.97
	80	72	71.9	27.7	3.79	68.4	27.3	4.19	65.5	27.8	4.56	62.5	27.2	5.00	59.3	26.7	5.51	56.3	27.6	6.20
	75	62	58.9	34.8	3.62	56.0	34.3	4.02	53.6	34.5	4.39	51.2	33.7	4.82	48.6	31.2	5.32	45.8	33.4	5.90
1550	80	62	60.6	42.7	3.68	57.8	43.4	4.08	55.4	42.3	4.45	52.8	41.7	4.88	50.1	41.6	5.38	47.2	41.4	5.96
	80	67	66.7	36.0	3.75	63.3	36.9	4.15	60.2	35.9	4.51	57.4	35.4	4.95	54.4	35.4	5.45	51.3	35.4	6.03
	80	72	73.6	28.7	3.85	70.0	29.9	4.25	67.0	28.8	4.62	63.9	28.6	5.05	60.8	28.9	5.70	57.3	29.1	6.26
	75	62	60.3	36.5	3.67	57.4	37.2	4.07	54.9	36.1	4.44	52.4	35.5	4.87	49.7	35.4	5.37	46.8	35.2	5.95
1700	80	62	62.2	45.4	3.73	59.1	45.4	4.13	56.6	44.3	4.50	53.9	44.0	4.93	51.1	43.6	5.43	48.1	43.6	6.01
	80	67	67.8	38.3	3.80	64.3	38.5	4.20	61.5	37.3	4.57	58.6	37.1	5.00	55.5	36.8	5.50	52.5	37.1	6.19
	80	72	75.2	30.4	3.91	71.4	30.9	4.30	68.2	29.8	4.67	64.9	29.9	5.10	61.8	29.9	5.76	58.1	30.4	6.31
	75	62	61.7	38.7	3.72	58.7	38.7	4.12	56.2	37.6	4.49	53.5	37.3	4.92	50.7	36.9	5.42	47.7	36.9	6.00

14 SEER HEATING EXPANDED RATINGS - ECM AH

ESH1BE4M1SP18K with B6EMMX24K-A

		OUTDOOR TEMPERATURE (Deg. F)																							
CFM	Indoor T. Deg. F	10			17			20			30			40			47			50			60		
		MBH	COP	KW	MBH	COP	KW	MBH	COP	KW	MBH	COP	KW	MBH	COP	KW	MBH	COP	KW	MBH	COP	KW	MBH	COP	KW
560	60	7.5	1.93	1.06	9.1	2.35	1.09	9.8	2.53	1.10	12.2	3.07	1.15	14.7	3.56	1.19	16.5	3.86	1.22	17.3	3.98	1.23	20.0	4.36	1.28
	70	7.1	1.67	1.20	8.7	2.07	1.23	9.4	2.24	1.24	11.8	2.75	1.29	14.3	3.20	1.33	16.2	3.48	1.36	16.9	3.60	1.37	19.6	3.94	1.42
	80	6.7	1.42	1.34	8.3	1.80	1.37	9.0	1.95	1.39	11.5	2.43	1.43	14.0	2.85	1.47	15.8	3.11	1.50	16.6	3.21	1.52	19.2	3.52	1.56
660	60	7.9	2.00	1.09	9.5	2.43	1.12	10.2	2.60	1.13	12.7	3.14	1.17	15.2	3.63	1.22	17.0	3.94	1.25	17.8	4.06	1.26	20.4	4.43	1.30
	70	7.5	1.75	1.23	9.2	2.15	1.26	9.9	2.31	1.27	12.3	2.82	1.32	14.8	3.28	1.36	16.6	3.56	1.39	17.4	3.67	1.40	20.0	4.01	1.45
	80	7.1	1.49	1.37	8.8	1.87	1.40	9.5	2.03	1.42	11.9	2.50	1.46	14.4	2.92	1.50	16.2	3.18	1.53	17.0	3.29	1.55	19.7	3.59	1.59
760	60	8.3	2.09	1.12	10.0	2.52	1.15	10.7	2.69	1.16	13.1	3.23	1.20	15.6	3.72	1.25	17.4	4.03	1.28	18.2	4.15	1.29	20.9	4.52	1.33
	70	8.0	1.84	1.26	9.6	2.24	1.29	10.3	2.40	1.30	12.7	2.91	1.35	15.2	3.37	1.39	17.0	3.65	1.42	17.8	3.76	1.43	20.5	4.10	1.48
	80	7.6	1.58	1.40	9.2	1.96	1.43	9.9	2.12	1.45	12.3	2.59	1.49	14.8	3.01	1.53	16.6	3.27	1.56	17.4	3.37	1.57	20.1	3.68	1.62

ESH1BE4M1SP24K with B6EMMX24K-A

		OUTDOOR TEMPERATURE (Deg. F)																							
CFM	Indoor T. Deg. F	10			17			20			30			40			47			50			60		
		MBH	COP	KW	MBH	COP	KW	MBH	COP	KW	MBH	COP	KW	MBH	COP	KW	MBH	COP	KW	MBH	COP	KW	MBH	COP	KW
710	60	11.2	2.52	1.31	13.3	2.89	1.35	14.2	3.03	1.36	17.0	3.44	1.42	19.4	3.76	1.48	20.9	3.93	1.52	21.5	3.99	1.54	23.3	4.12	1.60
	70	11.0	2.14	1.50	13.2	2.51	1.54	14.1	2.65	1.56	16.8	3.07	1.62	19.2	3.39	1.68	20.7	3.55	1.72	21.3	3.61	1.73	23.1	3.74	1.79
	80	10.8	1.77	1.70	13.0	2.13	1.74	13.9	2.28	1.76	16.6	2.69	1.81	19.1	3.01	1.87	20.6	3.18	1.91	21.2	3.24	1.93	23.0	3.37	1.99
810	60	11.2	2.53	1.32	13.4	2.89	1.36	14.2	3.04	1.37	17.0	3.45	1.43	19.4	3.77	1.49	20.9	3.94	1.53	21.5	4.00	1.55	23.3	4.13	1.61
	70	11.0	2.15	1.51	13.2	2.52	1.55	14.1	2.66	1.57	16.8	3.08	1.63	19.3	3.40	1.69	20.8	3.56	1.73	21.4	3.62	1.74	23.2	3.75	1.80
	80	10.9	1.78	1.71	13.0	2.14	1.75	13.9	2.29	1.77	16.7	2.70	1.82	19.1	3.02	1.88	20.6	3.19	1.92	21.2	3.24	1.94	23.0	3.38	2.00
910	60	11.2	2.54	1.33	13.4	2.90	1.37	14.3	3.05	1.39	17.0	3.46	1.44	19.4	3.78	1.50	20.9	3.95	1.54	21.5	4.01	1.56	23.3	4.14	1.62
	70	11.0	2.16	1.52	13.2	2.53	1.56	14.1	2.67	1.58	16.9	3.09	1.64	19.3	3.40	1.70	20.8	3.57	1.74	21.4	3.63	1.76	23.2	3.76	1.81
	80	10.9	1.79	1.72	13.1	2.15	1.76	13.9	2.29	1.78	16.7	2.71	1.83	19.1	3.03	1.89	20.6	3.20	1.93	21.2	3.25	1.95	23.0	3.38	2.01

ESH1BE4M1SP30K with B6EMMX30K-A

		OUTDOOR TEMPERATURE (Deg. F)																							
CFM	Indoor T. Deg. F	10			17			20			30			40			47			50			60		
		MBH	COP	KW	MBH	COP	KW	MBH	COP	KW	MBH	COP	KW	MBH	COP	KW	MBH	COP	KW	MBH	COP	KW	MBH	COP	KW
940	60	14.4	2.86	1.41	16.6	3.21	1.50	17.6	3.35	1.55	21.1	3.77	1.68	24.9	4.14	1.82	27.7	4.36	1.91	28.9	4.44	1.96	33.2	4.68	2.09
	70	13.7	2.40	1.61	15.9	2.75	1.71	16.9	2.89	1.75	20.4	3.31	1.88	24.1	3.68	2.02	26.9	3.89	2.12	28.2	3.98	2.16	32.5	4.22	2.29
	80	13.0	1.94	1.81	15.2	2.29	1.91	16.2	2.42	1.95	19.7	2.85	2.09	23.4	3.21	2.22	26.2	3.43	2.32	27.4	3.52	2.36	31.8	3.76	2.50
1040	60	14.9	2.81	1.42	17.1	3.16	1.51	18.1	3.30	1.55	21.6	3.73	1.69	25.3	4.09	1.83	28.1	4.31	1.92	29.4	4.40	1.96	33.7	4.64	2.10
	70	14.2	2.35	1.62	16.4	2.70	1.71	17.4	2.84	1.75	20.8	3.27	1.89	24.6	3.63	2.03	27.4	3.85	2.12	28.6	3.93	2.16	32.9	4.18	2.30
	80	13.4	1.89	1.82	15.6	2.24	1.91	16.6	2.38	1.96	20.1	2.81	2.09	23.9	3.17	2.23	26.7	3.39	2.32	27.9	3.47	2.37	32.2	3.71	2.50
1140	60	15.3	2.76	1.42	17.6	3.11	1.52	18.5	3.25	1.56	22.0	3.68	1.70	25.8	4.04	1.83	28.6	4.26	1.93	29.8	4.35	1.97	34.1	4.59	2.10
	70	14.6	2.30	1.62	16.8	2.65	1.72	17.8	2.79	1.76	21.3	3.22	1.90	25.0	3.58	2.03	27.8	3.80	2.13	29.1	3.89	2.17	33.4	4.13	2.31
	80	13.9	1.84	1.83	16.1	2.19	1.92	17.1	2.33	1.96	20.6	2.76	2.10	24.3	3.12	2.24	27.1	3.34	2.33	28.4	3.42	2.37	32.7	3.67	2.51

ESH1BE4M1SP36K with B6EMMX36K-B

		OUTDOOR TEMPERATURE (Deg. F)																							
CFM	Indoor T. Deg. F	10			17			20			30			40			47			50			60		
		MBH	COP	KW	MBH	COP	KW	MBH	COP	KW	MBH	COP	KW	MBH	COP	KW	MBH	COP	KW	MBH	COP	KW	MBH	COP	KW
990	60	17.2	2.56	1.82	20.1	2.99	1.88	21.3	3.17	1.90	25.4	3.69	1.99	29.2	4.14	2.07	31.9	4.41	2.13	33.0	4.51	2.15	36.5	4.80	2.23
	70	16.3	2.29	2.07	19.2	2.67	2.13	20.5	2.83	2.16	24.5	3.29	2.24	28.4	3.67	2.32	31.0	3.89	2.38	32.1	3.97	2.40	35.6	4.19	2.48
	80	15.4	2.01	2.32	18.3	2.35	2.38	19.6	2.48	2.41	23.6	2.88	2.49	27.5	3.19	2.57	30.1	3.37	2.63	31.2	3.43	2.65	34.7	3.59	2.73
1140	60	18.3	2.65	1.86	21.3	3.08	1.92	22.5	3.26	1.94	26.5	3.78	2.02	30.4	4.23	2.10	33.0	4.50	2.16	34.1	4.60	2.19	37.7	4.89	2.27
	70	17.4	2.38	2.11	20.4	2.76	2.17	21.6	2.91	2.19	25.6	3.38	2.27	29.5	3.76	2.36	32.1	3.98	2.41	33.2	4.06	2.44	36.8	4.28	2.52
	80	16.5	2.10	2.36	19.5	2.44	2.42	20.7	2.57	2.44	24.7	2.97	2.52	28.6	3.28	2.61	31.2	3.46	2.66	32.3	3.52	2.69	35.9	3.68	2.77
1290	60	19.5	2.75	1.89	22.4	3.19	1.95	23.7	3.36	1.98	27.7	3.89	2.06	31.5	4.33	2.14	34.2	4.60	2.20	35.3	4.70	2.22	38.8	4.99	2.30
	70	18.6	2.48	2.14	21.5	2.86	2.20	22.8	3.02	2.23	26.8	3.48	2.31	30.7	3.86	2.39	33.3	4.08	2.45	34.4	4.16	2.47	37.9	4.38	2.55
	80	17.7	2.20	2.40	20.6	2.54	2.45	21.9	2.67	2.48	25.9	3.07	2.56	29.8	3.38	2.64	32.4	3.56	2.70	33.5	3.62	2.72	37.0	3.78	2.81

14 SEER HEATING EXPANDED RATINGS - ECM AH (CONTINUED)

ESH1BE4M1SP42K with B6EMMX42K-B

		OUTDOOR TEMPERATURE (Deg. F)																							
CFM	Indoor T. Deg. F	10			17			20			30			40			47			50			60		
		MBH	COP	KW	MBH	COP	KW	MBH	COP	KW	MBH	COP	KW	MBH	COP	KW	MBH	COP	KW	MBH	COP	KW	MBH	COP	KW
1055	60	20.3	2.62	2.23	23.5	2.86	2.34	24.9	2.96	2.39	29.8	3.28	2.55	34.8	3.56	2.71	38.5	3.75	2.83	40.1	3.83	2.88	45.6	4.07	3.04
	70	20.0	2.23	2.56	23.2	2.51	2.67	24.6	2.62	2.72	29.5	2.99	2.88	34.5	3.33	3.05	38.2	3.56	3.16	39.8	3.65	3.21	45.3	3.95	3.37
	80	19.7	1.83	2.89	22.9	2.15	3.00	24.3	2.28	3.05	29.2	2.70	3.21	34.2	3.10	3.38	37.9	3.36	3.49	39.5	3.47	3.54	45.0	3.82	3.70
1205	60	20.3	2.68	2.24	23.6	2.92	2.35	25.0	3.02	2.40	29.9	3.33	2.56	34.9	3.62	2.73	38.6	3.81	2.84	40.2	3.89	2.89	45.7	4.13	3.05
	70	20.0	2.29	2.57	23.3	2.56	2.69	24.7	2.68	2.73	29.5	3.05	2.90	34.6	3.39	3.06	38.3	3.62	3.17	39.9	3.71	3.22	45.3	4.00	3.38
	80	19.7	1.89	2.90	23.0	2.21	3.02	24.4	2.34	3.07	29.2	2.76	3.23	34.3	3.16	3.39	38.0	3.42	3.50	39.6	3.53	3.55	45.0	3.88	3.71
1355	60	20.4	2.75	2.25	23.7	2.99	2.37	25.1	3.08	2.42	29.9	3.40	2.58	35.0	3.69	2.74	38.7	3.88	2.85	40.3	3.95	2.90	45.7	4.19	3.06
	70	20.1	2.35	2.58	23.4	2.63	2.70	24.8	2.74	2.75	29.6	3.11	2.91	34.7	3.45	3.07	38.3	3.68	3.18	39.9	3.77	3.23	45.4	4.07	3.39
	80	19.8	1.96	2.92	23.0	2.27	3.03	24.5	2.40	3.08	29.3	2.82	3.24	34.4	3.22	3.40	38.0	3.49	3.51	39.6	3.59	3.56	45.1	3.94	3.72

ESH1BE4M1SP48K with B6EMMX48K-C

		OUTDOOR TEMPERATURE (Deg. F)																							
CFM	Indoor T. Deg. F	10			17			20			30			40			47			50			60		
		MBH	COP	KW	MBH	COP	KW	MBH	COP	KW	MBH	COP	KW	MBH	COP	KW	MBH	COP	KW	MBH	COP	KW	MBH	COP	KW
1310	60	23.6	2.67	2.41	27.4	2.97	2.56	29.0	3.08	2.62	34.5	3.42	2.84	40.1	3.67	3.05	44.0	3.80	3.20	45.7	3.84	3.27	51.4	3.93	3.48
	70	23.0	2.33	2.62	26.8	2.65	2.77	28.4	2.78	2.83	33.9	3.14	3.05	39.4	3.42	3.26	43.4	3.57	3.41	45.1	3.62	3.48	50.8	3.74	3.69
	80	22.4	1.99	2.82	26.1	2.33	2.98	27.8	2.47	3.04	33.3	2.86	3.26	38.8	3.17	3.47	42.7	3.34	3.62	44.4	3.40	3.69	50.1	3.55	3.90
1510	60	24.7	2.82	2.55	28.5	3.13	2.70	30.1	3.24	2.76	35.6	3.58	2.98	41.1	3.83	3.20	45.1	3.96	3.35	46.8	4.00	3.41	52.5	4.09	3.63
	70	24.1	2.49	2.76	27.8	2.81	2.91	29.5	2.93	2.97	35.0	3.30	3.19	40.5	3.58	3.40	44.4	3.73	3.56	46.1	3.78	3.62	51.8	3.90	3.84
	80	23.4	2.15	2.97	27.2	2.49	3.12	28.8	2.62	3.18	34.3	3.02	3.40	39.9	3.33	3.61	43.8	3.50	3.76	45.5	3.56	3.83	51.2	3.70	4.05
1710	60	25.8	3.00	2.69	29.5	3.31	2.84	31.2	3.42	2.91	36.6	3.76	3.12	42.2	4.01	3.34	46.1	4.14	3.49	47.8	4.18	3.55	53.5	4.27	3.77
	70	25.1	2.67	2.90	28.9	2.99	3.05	30.5	3.11	3.12	36.0	3.48	3.33	41.6	3.76	3.55	45.5	3.91	3.70	47.2	3.96	3.76	52.9	4.08	3.98
	80	24.5	2.33	3.11	28.3	2.67	3.26	29.9	2.81	3.33	35.4	3.20	3.54	40.9	3.51	3.76	44.9	3.68	3.91	46.6	3.74	3.97	52.3	3.88	4.19

ESH1BE4M1SP60K with B6EMMX60K-C

		OUTDOOR TEMPERATURE (Deg. F)																							
CFM	Indoor T. Deg. F	10			17			20			30			40			47			50			60		
		MBH	COP	KW	MBH	COP	KW	MBH	COP	KW	MBH	COP	KW	MBH	COP	KW	MBH	COP	KW	MBH	COP	KW	MBH	COP	KW
1345	60	31.2	2.54	3.60	36.4	2.85	3.75	38.7	2.97	3.81	46.2	3.36	4.03	53.7	3.71	4.25	58.9	3.93	4.40	61.2	4.02	4.46	68.7	4.30	4.68
	70	30.2	2.29	3.87	35.4	2.58	4.02	37.6	2.70	4.09	44.9	3.06	4.31	52.3	3.39	4.53	57.5	3.60	4.68	59.7	3.68	4.75	67.0	3.95	4.97
	80	29.7	2.10	4.16	34.7	2.36	4.32	36.9	2.46	4.39	44.0	2.79	4.62	51.2	3.09	4.85	56.2	3.28	5.02	58.3	3.36	5.09	65.5	3.61	5.32
1545	60	31.5	2.54	3.63	36.8	2.86	3.77	39.1	2.99	3.83	46.7	3.39	4.04	54.3	3.75	4.24	59.6	3.99	4.38	61.9	4.08	4.44	69.5	4.39	4.65
	70	30.6	2.30	3.89	35.8	2.60	4.04	38.0	2.72	4.10	45.5	3.09	4.31	52.9	3.44	4.52	58.1	3.66	4.66	60.3	3.75	4.72	67.8	4.03	4.93
	80	30.0	2.09	4.19	35.0	2.37	4.34	37.2	2.48	4.41	44.5	2.82	4.62	51.7	3.14	4.83	56.8	3.35	4.98	59.0	3.43	5.04	66.3	3.70	5.26
1745	60	31.5	2.52	3.66	36.9	2.85	3.80	39.2	2.98	3.86	47.0	3.40	4.06	54.8	3.77	4.26	60.2	4.02	4.40	62.5	4.11	4.46	70.3	4.43	4.66
	70	31.0	2.31	3.94	36.2	2.61	4.07	38.5	2.73	4.13	46.0	3.11	4.33	53.5	3.47	4.52	58.7	3.69	4.66	61.0	3.79	4.72	68.5	4.09	4.91
	80	30.3	2.10	4.23	35.4	2.38	4.37	37.6	2.49	4.43	44.9	2.85	4.63	52.2	3.18	4.82	57.4	3.39	4.96	59.6	3.48	5.02	66.9	3.76	5.22



GENERAL TERMS OF LIMITED WARRANTY

Nortek Global HVAC, LLC will furnish a replacement for any part of this product which fails in normal use and service within the terms and conditions of the warranty.

For complete details of the Limited Warranty, including applicable terms and conditions, see your local installer or contact the Nortek Global HVAC, LLC warranty department for a copy.

Before purchasing this appliance, read important energy cost and efficiency information available from your retailer. Specifications and illustrations subject to change without notice and without incurring obligations. Printed in U.S.A (09/2017)